

Wieland-N12

CuNi12Zn24
C75700

Rolled Products



Material Designation	
EN	CuNi12Zn24
UNS*	C75700

* Unified Numbering System (USA)

Chemical Composition (Reference)	
Cu	64 %
Ni	12 %
Zn	balance

Typical Applications
• Deep drawn parts
• Cutlery
• Contact springs
• Connectors

Physical Properties*		
Electrical Conductivity	MS/m	4,4
	%IACS	8
Thermal Conductivity	W/(m·K)	42
Coefficient of Electrical Resistance**	10 ⁻³ /K	0.4
Coefficient of Thermal Expansion**	10 ⁻⁶ /K	18.0
Density	g/cm ³	8.67
Modulus of Elasticity	GPa	125
Specific Heat	J/(g·K)	0.380
Poisson's Ratio		0.34

* Reference values at room temperature

** Between 0 and 300 °C

Fabrication Properties	
Capacity for Being Cold Worked	excellent
Machinability	less suitable
Capacity for Being Electroplated	excellent
Capacity for Being Hot-Dip Tinned	excellent
Soft Soldering	excellent
Resistance Welding	excellent
Gas Shielded Arc Welding	excellent
Laser Welding	good

Corrosion Resistance
Good resistance to atmospheric influences, organic compounds, neutral and alkaline saline solutions. Not resistant to oxidizing acids, hydrous ammonia (sensitivity to stress corrosion cracking is much lower than that of brass).

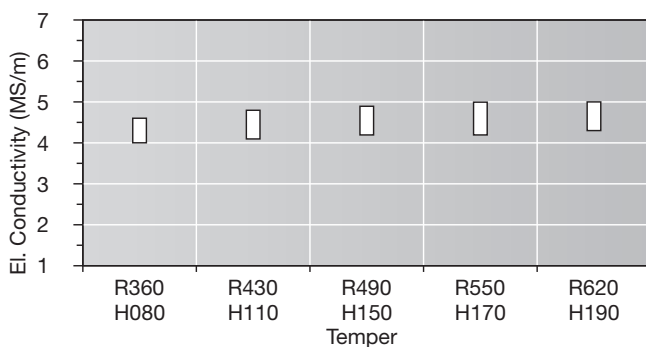
Mechanical Properties						
Temper		R360	R430	R490	R550	R620
Tensile Strength R _m	MPa	360–430	430–510	490–580	550–640	620–710
Yield Strength R _{p0.2}	MPa	≤ 230	≥ 230	≥ 400	≥ 480	≥ 580
Elongation A _{50mm}	%	≥ 35	≥ 8	≥ 5	–	–

Intermediate tempers are feasible. Higher elongation values can be obtained by additional heat treatments.

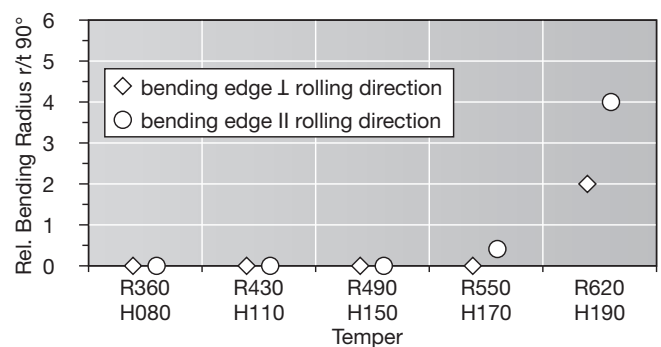
Temper	H080	H110	H150	H170	H190
Hardness HV	80–110	110–150	150–180	170–200	190–220

Temper	G020	G035
Grain Size	mm	0.015–0.030
Hardness HV		≤ 100

Electrical Conductivity



Bendability (Strip Thickness t ≤ 0.5 mm)

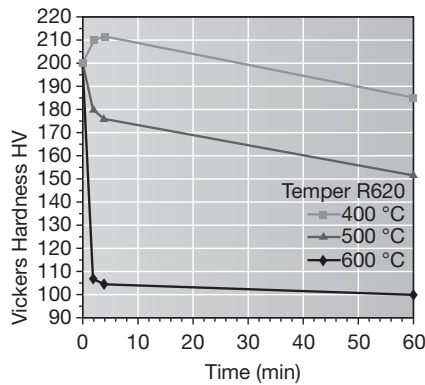
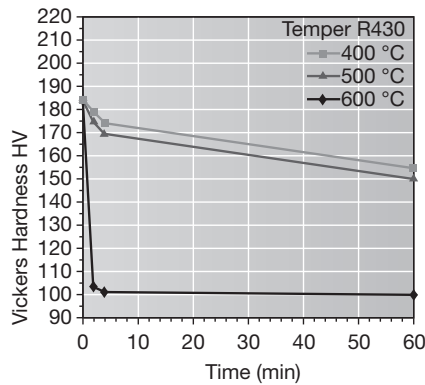


Wieland-N12

CuNi12Zn24

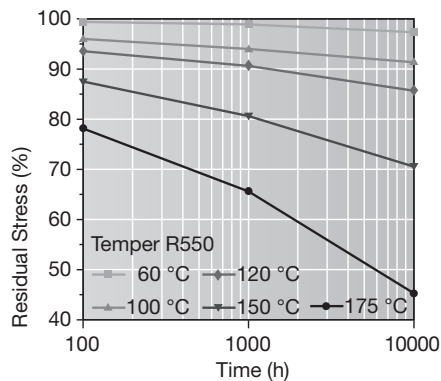
C75700

Resistance to Softening



Vickers hardness after heat treatment (typical values)

Stress Relaxation



Stress remaining as a function of service temperature and time. Measured on stress relief annealed specimens parallel to rolling direction. Values extrapolated according to F. R. Larson, J. Miller, Trans ASME74 (1952) 765-775. Total stress relaxation depends on the applied stress level.

Fatigue Strength

The fatigue strength is defined as the maximum bending stress amplitude which a material withstands for 10^7 load cycles under symmetrical alternate load without breaking. It is dependent on the temper tested and is about $\frac{1}{3}$ of the tensile strength R_m .

Types and Formats Available

- Standard coils with outside diameters up to 1400 mm
- Traverse-wound coils with drum weights up to 1.5 t
- Multicoil up to 5 t
- Hot-dip tinned strip
- Contour-milled strip
- Sheet
- Strip and sheet with protective coating

Dimensions Available

- Strip thickness from 0.10 mm, thinner gauges on request
- Strip width from 3 mm, however min. 10 x strip thickness

Wieland-Werke AG

www.wieland.com

Rolled Products Division

Graf-Arco-Str. 36, 89079 Ulm, Germany, Phone +49 (0)731 944-0, Fax +49 (0)731 944-2772, info@wieland.de
 Ziegeleiweg 20, 42555 Velbert-Langenberg, Germany, Phone +49 (0)731 944-0, Fax +49 (0)731 944-9270, info@wieland.de
 Lantwattenstr. 11, 78007 Villingen-Schwenningen, Germany, Phone +49 (0)731 944-0, Fax +49 (0)731 944-7108, info@wieland.de

This leaflet is for your general information only and is not subject to revision. No claims can be derived from it unless there is evidence of intent or gross negligence. The data given are no warranty that the product is of a specified quality and they cannot replace expert advice or the customer's own tests.