

Material Designation	
EN	Cu-HCP
UNS*	C10300

* Unified Numbering System (USA)

Chemical Composition (Reference)	
Cu	≥ 99.95 %
P	≈ 0.003 %

Typical Applications
<ul style="list-style-type: none"> • Standard material for longitudinally welded cables • Components for the electrical industry

Physical Properties*		
Electrical Conductivity***	MS/m %IACS	57 / 98
Thermal Conductivity	W/(m·K)	385
Coefficient of Electrical Resistance**	10 ⁻³ /K	3.7
Coefficient of Thermal Expansion**	10 ⁻⁶ /K	17.7
Density	g/cm ³	8.94
Modulus of Elasticity	GPa	127
Specific Heat	J/(g·K)	0.385
Poisson's Ratio		0.34

* Reference values at room temperature

** Between 0 and 300 °C


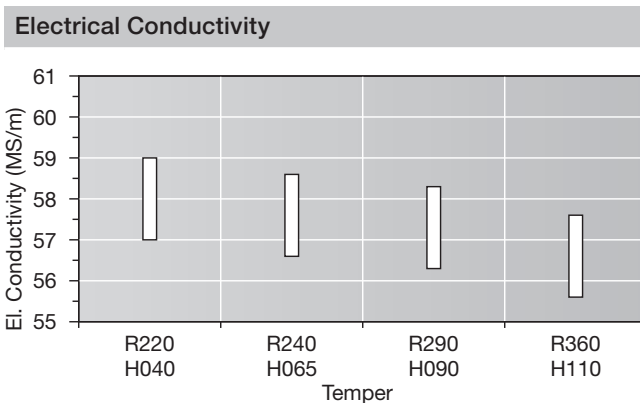
*** Minimum value in soft temper

Fabrication Properties	
Capacity for Being Cold Worked	excellent
Machinability	less suitable
Capacity for Being Electroplated	excellent
Capacity for Being Hot-Dip Tinned	excellent
Soft Soldering	excellent
Resistance Welding	less suitable
Gas Shielded Arc Welding	excellent
Laser Welding	fair

Corrosion Resistance
Resistant to: industrial atmosphere (formation of dark resp. green protective layers), industrial and drinking water (max. flow rate approx. 1.5 to 2 m/s), pure water vapour, non oxidizing acids, alkalis (except for ammonia and cyanide-containing compounds), neutral saline solutions.
Not resistant to: oxidizing acids, hydrous ammonia and halogenated gases, hydrogen sulfide, seawater, especially with high flow rates.

Mechanical Properties					
Temper		R220	R240	R290	R360
Tensile Strength R _m	MPa	220–260	240–300	290–360	≥ 360
Yield Strength R _{p0.2}	MPa	≤ 140	≥ 180	≥ 250	≥ 320
Elongation A _{50mm}	%	≥ 33	≥ 8	≥ 4	≥ 2

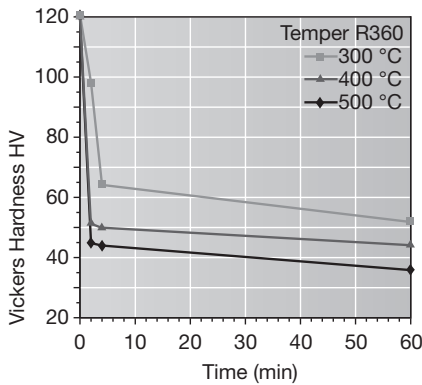
Temper		H040	H065	H090	H110
Hardness HV		45–65	65–95	90–110	≥ 110



Wieland-K12[®]

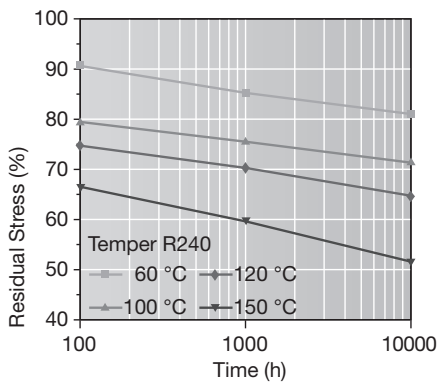
SE-Cu57
C10300

Resistance to Softening



Vickers hardness
after heat treatment
(typical values)

Stress Relaxation



Stress remaining as a function
of service temperature and time.
Measured on rolled-to-temper
specimens parallel to rolling direction.
Values extrapolated according to
F. R. Larson, J. Miller, Trans ASME74
(1952) 765-775.
Total stress relaxation depends on
the applied stress level.

Fatigue Strength

The fatigue strength is defined as the maximum bending stress amplitude which a material withstands for 10^7 load cycles under symmetrical alternate load without breaking. It is dependent on the temper tested and is about $\frac{1}{3}$ of the tensile strength R_m .

Types and Formats Available

- Standard coils with outside diameters up to 1400 mm
- Traverse-wound coils with drum weights up to 1.5 t
- Hot-dip tinned strip
- Contour-milled strip

Dimensions Available

- Strip thickness from 0.10 mm, thinner gauges on request
- Strip width from 3 mm, however min. 10 x strip thickness

Wieland-Werke AG

www.wieland.com

Rolled Products Division

Graf-Arco-Str. 36, 89079 Ulm, Germany, Phone +49 (0)731 944-0, Fax +49 (0)731 944-2772, info@wieland.de
Ziegeleiweg 20, 42555 Velbert-Langenberg, Germany, Phone +49 (0)731 944-0, Fax +49 (0)731 944-9270, info@wieland.de
Lantwattenstr. 11, 78007 Villingen-Schwenningen, Germany, Phone +49 (0)731 944-0, Fax +49 (0)731 944-7108, info@wieland.de

This leaflet is for your general information only and is not subject to revision. No claims can be derived from it unless there is evidence of intent or gross negligence. The data given are no warranty that the product is of a specified quality and they cannot replace expert advice or the customer's own tests.