

Wieland-B18 SUPRALLOY®

CuSn8
C52100

Material Designation	
EN	CuSn8
UNS*	C52100

* Unified Numbering System (USA)

Chemical Composition (Reference)	
Sn	8 %
Cu	balance

Typical Applications
• Miniaturized connectors
• Contact springs
• Relais springs

Physical Properties*		
Electrical Conductivity	MS/m %IACS	7.5 13
Thermal Conductivity	W/(m·K)	67
Coefficient of Electrical Resistance**	10 ⁻³ /K	0.7
Coefficient of Thermal Expansion**	10 ⁻⁶ /K	18.5
Density	g/cm ³	8.80
Modulus of Elasticity	GPa	115
Specific Heat	J/(g·K)	0.377
Poisson's Ratio		0.34

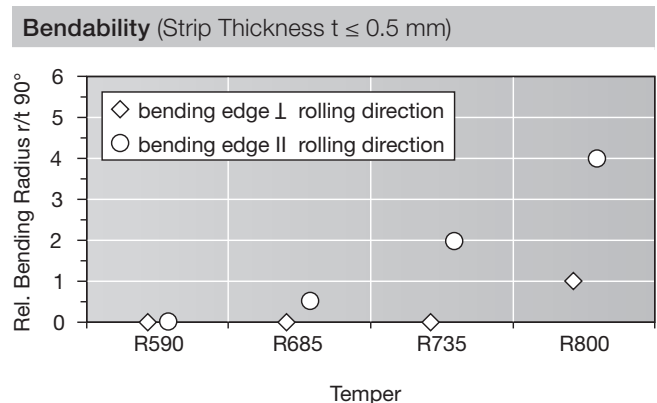
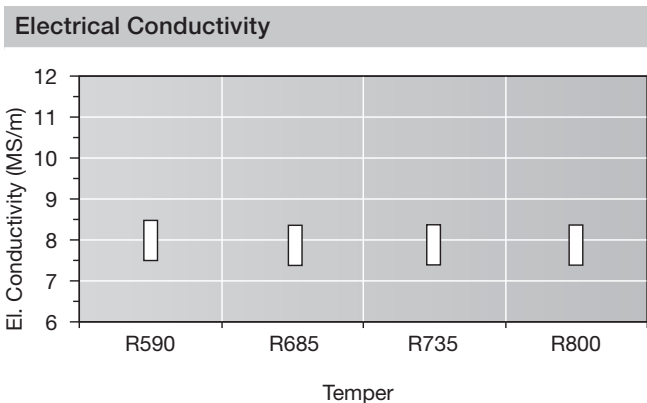
* Reference values at room temperature

** Between 0 and 300 °C

Fabrication Properties	
Capacity for Being Cold Worked	excellent
Machinability	less suitable
Capacity for Being Electroplated	excellent
Capacity for Being Hot-Dip Tinned	excellent
Soft Soldering	excellent
Resistance Welding	good
Gas Shielded Arc Welding	good
Laser Welding	good

Corrosion Resistance
Resistant to seawater and industrial atmosphere. Largely insensitive to stress corrosion cracking.

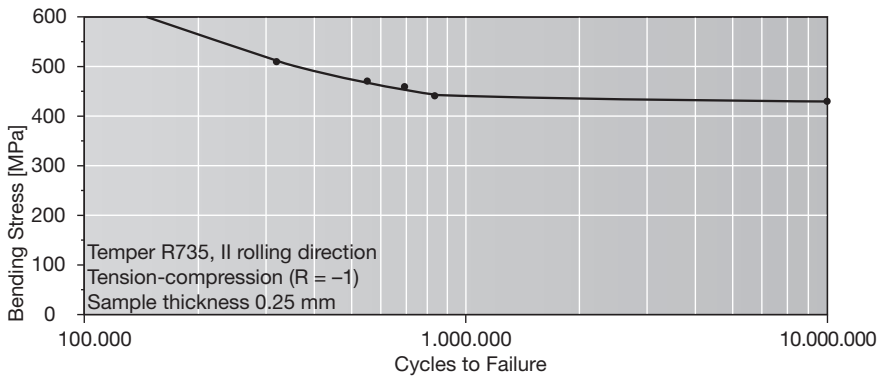
Mechanical Properties					
Temper		R590	R685	R735	R800
Tensile Strength R _m	MPa	590–705	685–785	735–835	800–900
Yield Strength R _{p0.2}	MPa	≥ 540	≥ 650	≥ 700	≥ 775
Elongation A _{50mm}	%	≥ 20	≥ 15	≥ 9	≥ 5
Hardness HV (for information only)		185–235	210–260	230–270	250–290



Wieland-B18 SUPRALLOY®

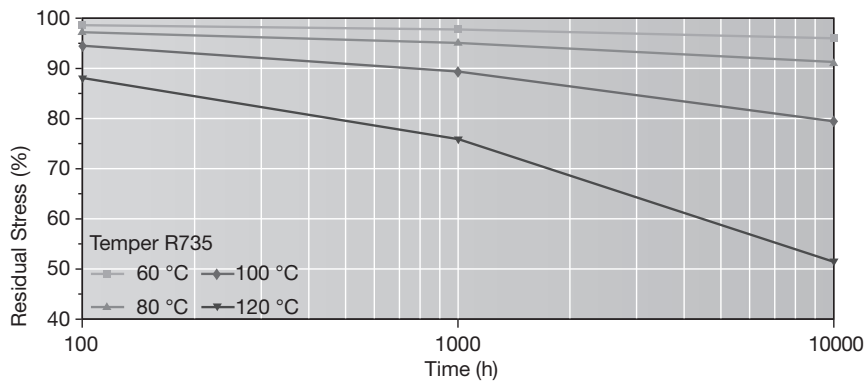
CuSn8
C52100

Fatigue Strength / Woehler Curve (for information only)



The fatigue strength is defined as the maximum bending stress amplitude which a material withstands for 10^7 load cycles under symmetrical alternate load without breaking.

Stress Relaxation (for information only)



Stress remaining as a function of service temperature and time. Measured on stress relief annealed specimens parallel to rolling direction. Values extrapolated according to F. R. Larson, J. Miller, Trans ASME74 (1952) 765-775.

Total stress relaxation depends on the applied stress level.

Types and Formats Available

- Standard coils with outside diameters up to 1400 mm
- Traverse-wound coils with drum weights up to 1.5 t
- Multicoil up to 5 t
- Hot-dip tinned strip
- Contour-milled strip

Dimensions Available

- Strip thickness from 0.10–0.40 mm, thinner gauges on request
- Strip width from 7 mm

Wieland-Werke AG

www.wieland.com

Rolled Products Division

Graf-Arco-Str. 36, 89079 Ulm, Germany, Phone +49 (0)731 944-0, Fax +49 (0)731 944-2772, info@wieland.de
Ziegeleiweg 20, 42555 Velbert-Langenberg, Germany, Phone +49 (0)731 944-0, Fax +49 (0)731 944-9270, info@wieland.de
Lantwattenstr. 11, 78007 Villingen-Schwenningen, Germany, Phone +49 (0)731 944-0, Fax +49 (0)731 944-7108, info@wieland.de

This leaflet is for your general information only and is not subject to revision. No claims can be derived from it unless there is evidence of intent or gross negligence. The data given are no warranty that the product is of a specified quality and they cannot replace expert advice or the customer's own tests.